

TÜRKİYE'NİN GÜVENİLİR MARKASI
RELIABLE BRAND OF TURKEY

TGM[®]
KULE VİNÇ SANAYİ



TOWER CRANE INDUSTRY



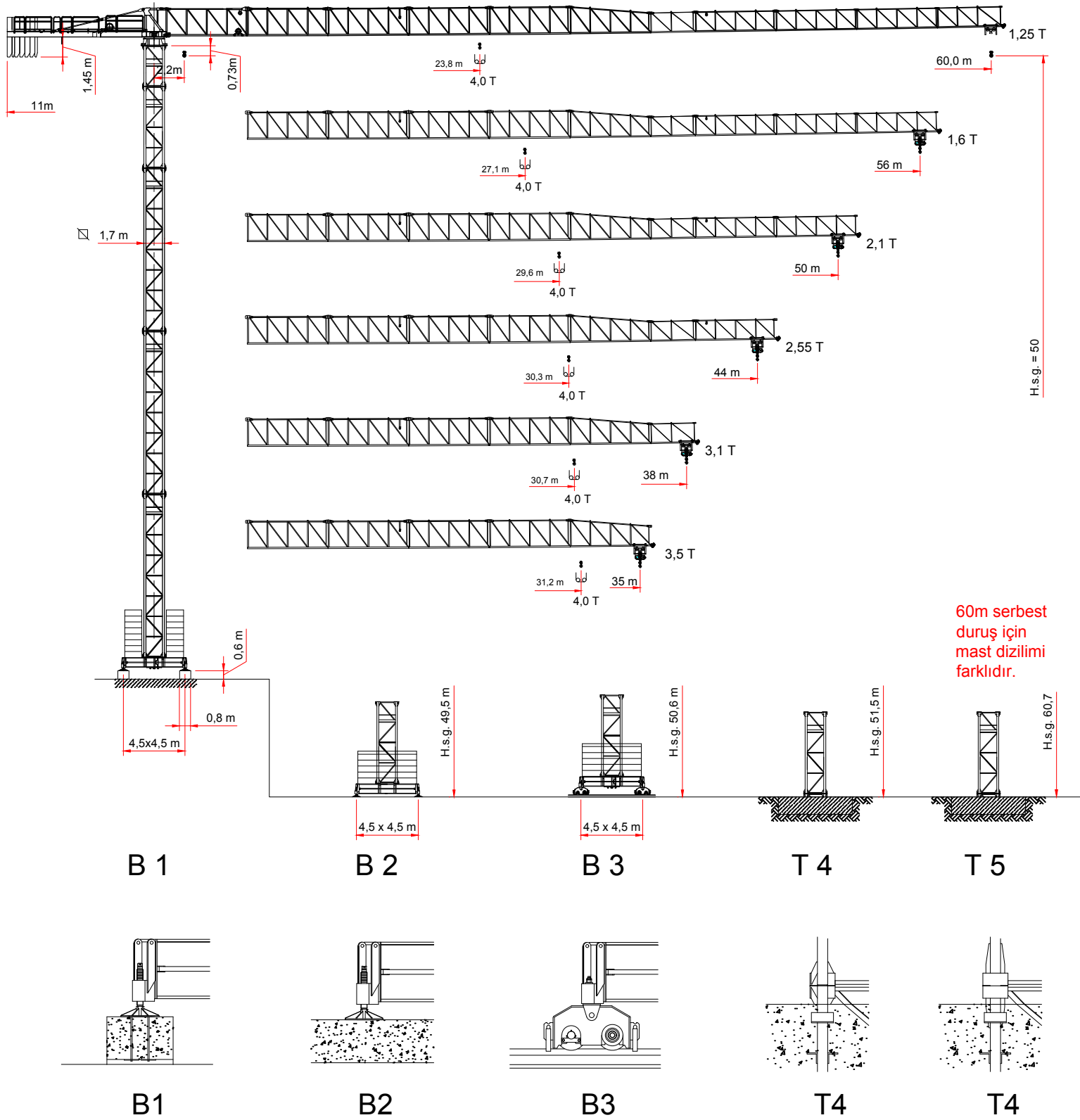
GRT 60-12,5

8t

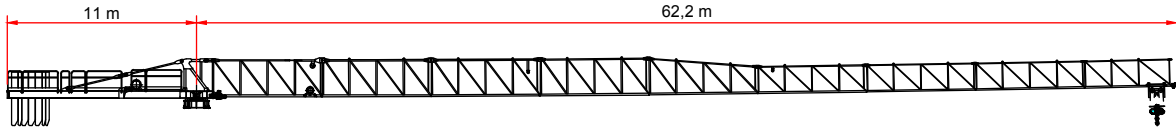
EN14439-C25

TEKNİK KATALOG
TECHNICAL DATASHEET
SCHEMA TECNICA
FICHE TECHNIQUE
TECHNISCHE SPEZIFIKATIONEN

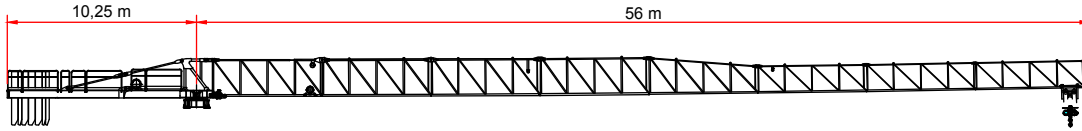
Gergisiz Kule Vinç - Gru senza cuspidate - Flat Top Crane - Grues sans poinçon - Kran ohne turmspitze



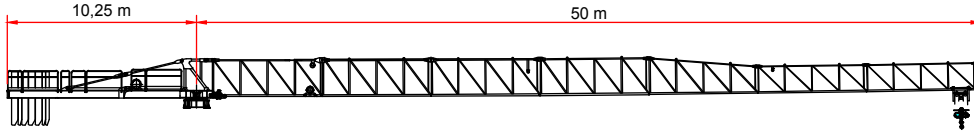
YÜK DİYAGRAMI - DIAGRAMMI DI PORTATA - LOAD CHART - DIAGRAMME DE CHARGE UTILE - BELASTBEREITSDIAGRAMM



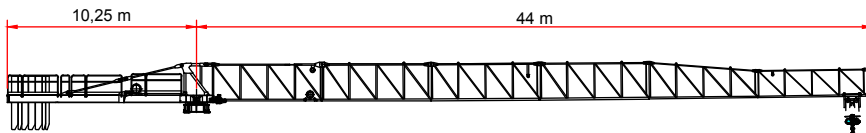
	JIB (m)	14	16	18	20	22	24	26	28	30	32	34	36	38	40	42	44	46	48	50	52	54	56	58	60
4 t → 23,1 m	t						3,96	3,60	3,29	3,03	2,79	2,59	2,41	2,53	2,10	1,97	1,85	1,75	1,65	1,56	1,47	1,40	1,32	1,26	1,25
8 t → 12,8 m	t	7,24	6,19	5,39	4,76	4,25	3,82	3,47	3,16	2,90	2,67	2,47	2,29	2,13	1,99	1,86	1,75	1,64	1,54	1,45	1,37	1,29	1,22	1,16	1,15



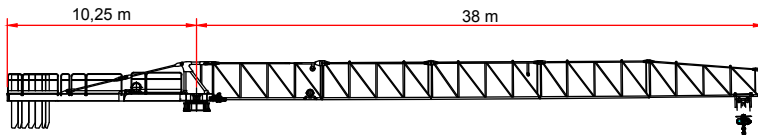
	JIB (m)	14	16	18	20	22	24	26	28	30	32	34	36	38	40	42	44	46	48	50	52	54	56
4 t → 27,1 m	t								3,84	3,54	3,27	3,04	2,83	2,65	2,49	2,34	2,20	2,08	1,96	1,86	1,77	1,68	1,60
8 t → 14,6 m	t	7,19	6,27	5,55	4,96	4,47	4,07	3,72	3,42	3,15	2,92	2,72	2,54	2,38	2,23	2,09	1,97	1,86	1,76	1,66	1,58	1,50	



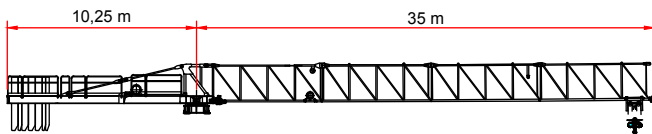
	JIB (m)	14	16	18	20	22	24	26	28	30	32	34	36	38	40	42	44	46	48	50
4 t → 29,6 m	t									3,93	3,64	3,39	3,16	2,96	2,78	2,62	2,47	2,33	2,21	2,10
8 t → 15,9 m	t	7,96	6,95	6,16	5,51	4,98	4,53	4,15	3,82	3,53	3,28	3,05	2,85	2,67	2,51	2,36	2,23	2,11	2,00	



	JIB (m)	14	16	18	20	22	24	26	28	30	32	34	36	38	40	42	44
4 t → 30,3 m	t										3,75	3,49	3,26	3,05	2,87	2,70	2,55
8 t → 16,3 m	t		7,16	6,34	5,68	5,13	4,67	4,28	3,94	3,64	3,38	3,15	2,95	2,76	2,60	2,45	

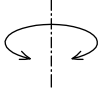




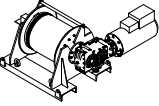


	JIB (m)	14	16	18	20	22	24	26	28	30	32	34	36	38
4 t → 30,7 m	t										3,80	3,54	3,30	3,10
8 t → 16,5 m	t		7,26	6,44	5,76	5,21	4,74	4,34	4,00	3,70	3,44	3,20	3,00	



	JIB (m)	14	16	18	20	22	24	26	28	30	32	34	35
4 t → 31,2 m	t										3,89	3,62	3,50
8 t → 16,9 m	t		7,42	6,58	5,89	5,32	4,85	4,44	4,09	3,79	3,52	3,40	

**TEMEL ÖZELLİKLER - CARATTERISTICHE AZIONAMENTI PRINCIPALI - MAIN DRIVE
FEATURES
CARACTERISTIQUE ACTIONNEMENTS PRINCIPAUX -
HAUPTBEDIENUNGSEIGENSCHAFTEN**

		Hız - Velocità - Speed - Vitesse - Geschwindigkeit	Güç - Potenza - Power - Puissance - Leistung
Dönüş Rotazione Slewing Orientation Schwenken		0 → 0,67 r.p.m.	2 x 65 Nm
Şaryo Carrello Trolley Chariot Katzfahren		12 / 35 / 70 m/min.	5,5 KW
Yürüyüş Traslazione Rail Translation Kranfahren		16 m/min.	2 x 4 kW

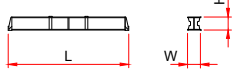



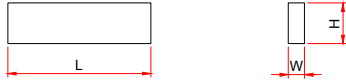
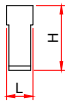
Tip Type Tipo Type Type		Güç Power - Potenza Puissance - Leistung		Halat Rope - Fune Cable - Seil	Vites				
		hp - CV PS - ch	kW			m	m/min.	(t)	m/min.
25-VF4 40		30	22,2	270	1	0-26	4,0	0-13	8,0
					2	0-35	3,0	0-17,5	6,0
					3	0-44	2,4	0-22	4,8
					4	0-64	1,75	0-34	3,5
30-VF4 40		40	30	400	1	0-36	4,0	0-18	8,0
					2	0-47	3,0	0-23,5	6,0
					3	0-61	2,4	0-30,5	4,8
					4	0-80	1,75	0-40	3,5
40-VF5 40		54	40	400	1	0-4	4,0	0-2	8,0
					2	0-45	4,0	0-2,5	8,0
					3	0-62	3,0	0-31	6,0
					4	0-77	2,4	0-38,5	4,8
					5	0-100	1,75	0-50	3,5

TOPLAM GÜÇ TOTAL INSTALLED POWER FORZA MOTRICE TOTALE PUISSANCE TOTALE DES MOTEURS GESAMT-MOTORENLEISTUNG	400 V - 50 Hz
---	---------------

Sevkiyat Listesi - Distinta di Carico - Packing List - Liste de Colisage - Kolli Liste

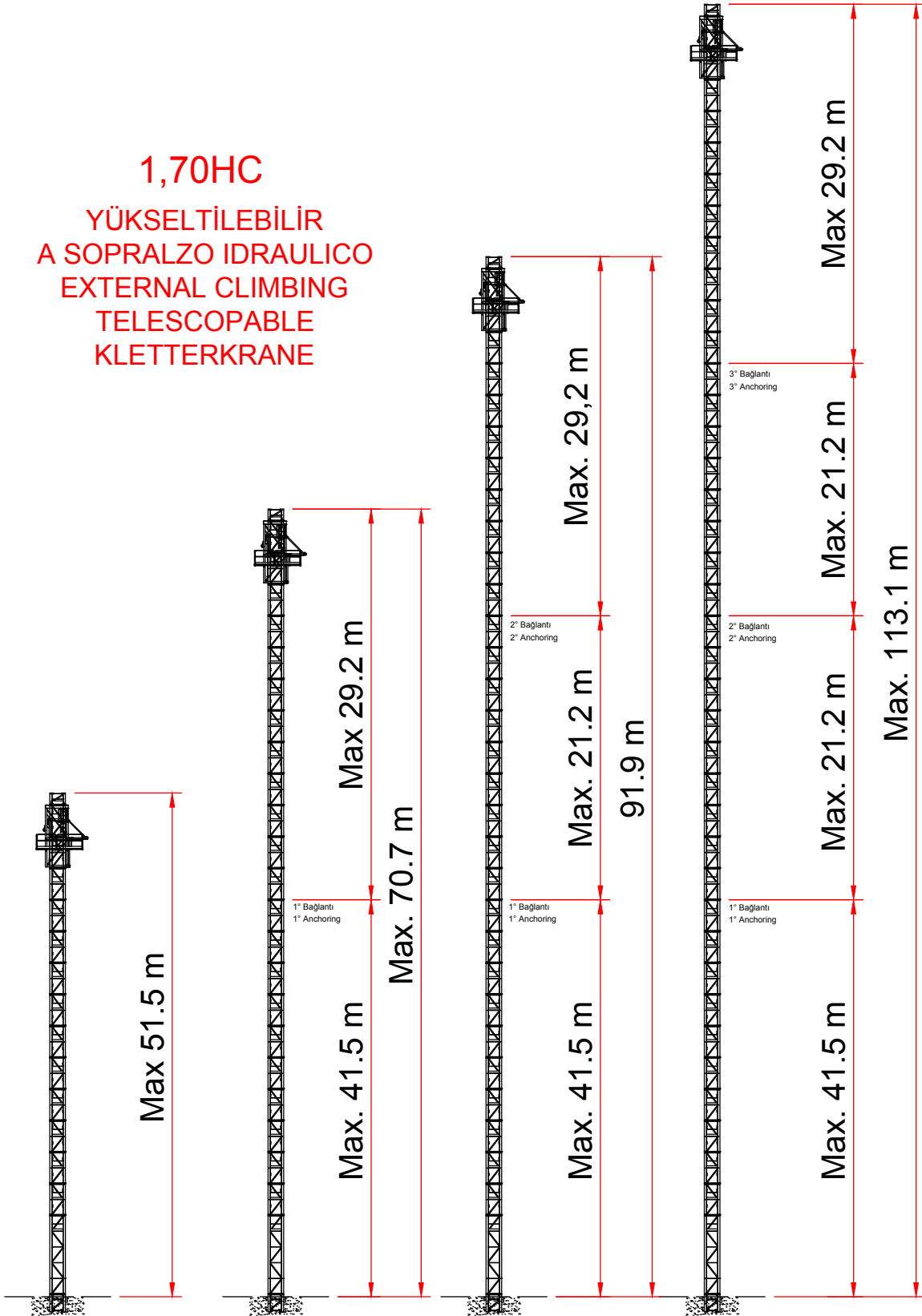
Parça Pieces	Açıklama Description	Çizim Sketch	Boyutlar Dimensions			Ağırlık (Kg) Weight	
			L	W	H	Unit.	Total.
1	Bom Elemento di freccia Jib element Elément de flèche Ausleger	N°1	6.050	1.370	2.150		1500
1		N°2	6.135	1.280	2.060		850
1		N°3	6.155	1.150	2.060		700
1		N°4	6.155	1.150	2.060		590
1		N°5	6.155	1.150	2.060		490
1		N°6	6.060	1.150	2.030		420
1		N°7	3.360	1.150	1.500		110
1		N°8	6.060	1.150	1.500		340
1		N°9	6.040	1.150	1.500		300
1		N°10	6.005	1.150	1.500		265
1		N°11	4.785	1.150	1.470		220
Bom Ausleger Freccia Jib			60 m 56 m 50 m 44 m 38 m 35 m	61.8 55.9 50.8 44.9 39.0 34.3	1.280 1.280 1.280 1.280 1.280 1.280	2.200 2.200 2.200 2.200 2.200 2.200	6100 5800 5500 5200 4800 4500
1	Dönüş grubu, kanca motoru, elektrik panosu Counterjib-turnstile, hoisting winch, trolley jib, electrical box, a frame.		5.085	1.95	2.65		6000
1	Kuyruk Elemento controfreccia esterno. External counterjib. Externes gegenausleger.		7.215	1.435	1.470		1770
1	Kabin Cabina e ballatoio Cabin with access platform Cabine avec ensemble mat cabine Kabine		3.100	2.100	1.950	650	650
1	Mast Elemento di torre Tower element Elément de mature Turmstück		11.8	1.9	1.9		3752
			5.8	1.9	1.9		2000
			2.95	1.9	1.9		930

Sevkiyat Listesi - Distinta di Carico - Packing List - Liste de Colisage - Kolli Liste

Parça Pieces	Açıklama Description	Çizim Sketch	Boyutlar Dimensions			Ağırlık Weight (Kg)		
			L	W	H	Unit.	Total.	
1	ŞASE UZUN KOL TRAVE DI BASE PRINCIPALE BASE MAIN BEAM		4,5x4,5mt	6,530	0,710	0,760	2120	-
			3,8x3,8mt	5,535	0,710	0,760	1460	-
1	ŞASE KISA KOL SEMI-TRAVE DI BASE HALF BASE BEAM		4,5x4,5mt	3,200	0,590	0,770	1030	2060
			3,8x3,8mt	2,620	0,590	0,770	940	1880
2	YÜRÜYÜŞ TAKIMI BILANCINO DI TRASLAZ. FOLLE DRIVEN BOIGE		1.16	0.25	0.503	455	960	
2	YÜRÜYÜŞ TAKIMI - MOTORLU BILANCINO DI TRASLAZ. MOTORIZ. BOGGIE MOTORIZEE		1.16	0.59	0.503	680	1360	
24	Şase taşı Blocco di zavorra Base ballast block Lest de base Grundballastblöcken		4.300	0.500	1.200	5.600	70800	
2 5	Kuyruk taşı Blocchi di contrappeso Counterweight block Contre-poids Gegengewichtsbloecke	 A 125 B 250	A 125 B 250	3.000 3.000	0.185 0.370	1.200 1.200	1250 2500	2500 12500

1,70HC

YÜKSELTİLEBİLİR
A SOPRALZO IDRAULICO
EXTERNAL CLIMBING
TELESCOPABLE
KLETTERKRANE



Farklı Dizilimler Mümkündür
Altre Configurazioni Disponibili
Other Configuration Available
Autres configurations Disponibles
Andere Konfigurationen Verfügbar

TÜRKİYE'NİN GÜVENİLİR MARKASI
RELIABLE BRAND OF TURKEY



MERKEZ:


1. OSB. İstiklal Mah. 1. Cad. No:8 Beyköy / DÜZCE / TÜRKİYE

Tel: +90 380 553 74 14
Fax: +90 380 553 74 15
info@tgmkulevinc.com.tr
www.tgmkulevinc.com.tr



Reklam Tanıtım Hizmetleri
Atilla Dinçel
Uğurmumcu Mah. 1628 Sk.
No: 7/2 Batıkent/ANKARA
Tel:0312 979 0273

www.kosgeb.gov.tr



KOSGEB

Baskı Adedi : 1500 Adet
Baskı Tarihi : 07.11.2016

Özellikler ve teknik veriler katalogdakinden farklılık gösterebilir.

Dati illustrativi non impegnativi con riserva di modifica senza preavviso

Specifications and data not binding subject to modification without notice

Angaben und Beschreib ungunverbindlich andreungen vorbehalten ohne weitere mitteilung

Données techniques seulement indicatives modifications réservées sans préavis.